

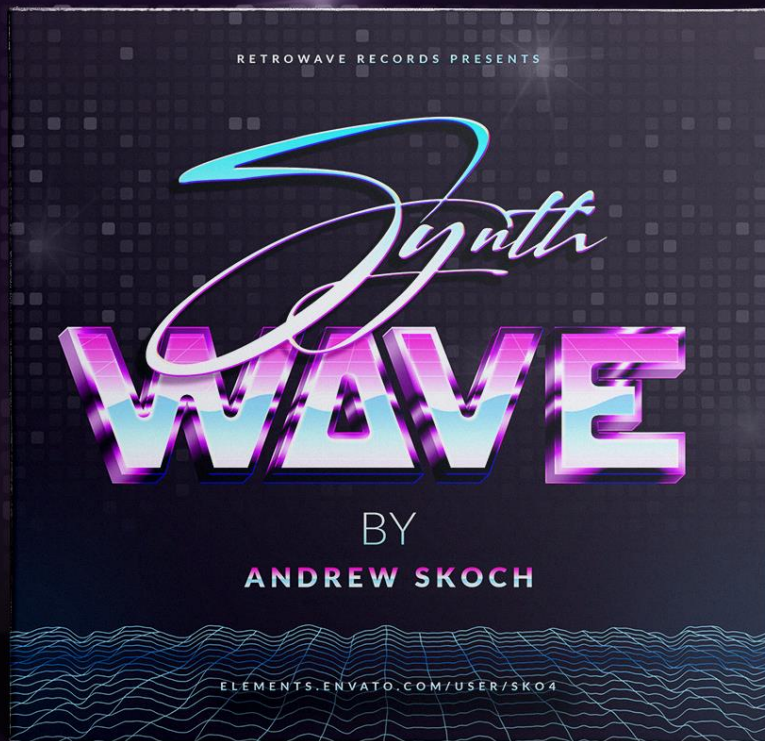
CD
cover

80s SYNTHWAVE ARTWORK

USE FOR:

CD COVERS
SOCIAL MEDIA
INSTAGRAM
FACEBOOK
SOUNDCLOUD

PSD



EDITABLE PSD 1650x1650px 5" 300DPI RGB


Synthwave Artwork

Hello! Thank you so much for purchase!

My name is Andrew Skoch. I'm graphic designer and [ELEMENTS AUTHOR](#)
If you need any help please feel free to contact me via email: andrewsko490@gmail.com

I will be happy for your comments and any feedback. It's always cool to see how my actions and mockups are used.
So feel free to contact and show me your work.

Let's become friends!



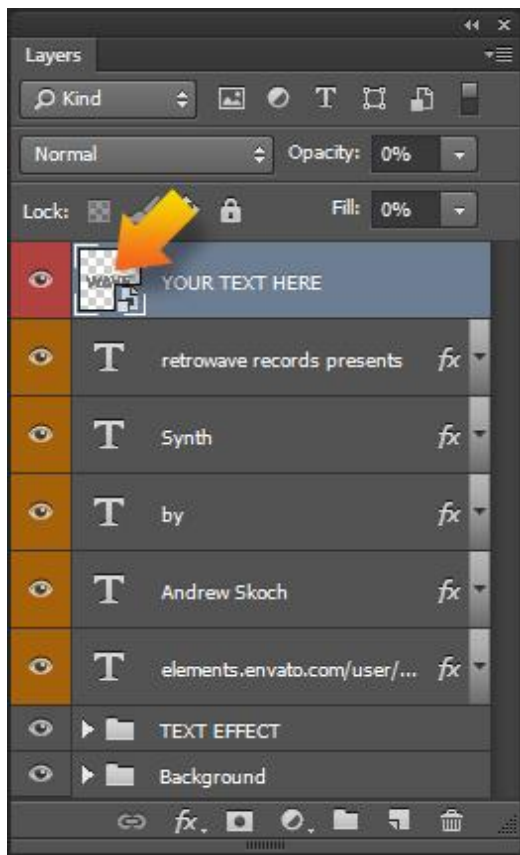
First of all install fonts used in template.

Free Fonts:

<https://fonts.google.com/specimen/Lato>

<https://www.dafont.com/cogs-and-bolts.font>

<https://www.dafont.com/signatrue.font>



How to use mockups:

Go to the “Layers” panel.

If it’s not visible go **Window** -> **Layers**. Or press **F7**

1. Double click smart object icon
2. Place your text in the just opened window
3. **SAVE using: File/Save** or **ctrl+S** on PC or **cmd+S** on Mac

Enjoy results! And good luck with your projects!

If you need any help please feel free to contact me via email:

andrewsko490@gmail.com